

CEILING CONCEALED series

Tranquility



High Static Model :
A5CC 10C - 60C
Cooling Capacity :
9,000 BTU/h - 55,000 BTU/h
Power Input :
0.97kW - 5.76kW

Low Static Model :
A5CC 10C - 25C
Cooling Capacity :
9,000 BTU/h - 21,000 BTU/h
Power Input :
0.98kW - 2.04kW

Inverter Model :
A5CCY 10C - 60CR
Cooling Capacity :
9,200 BTU/h - 47,700 BTU/h
Power Input :
0.87kW - 4.97kW



ECOcool + *Inverter*
Eco Friendly Product Series
R410A

Acson Ceiling Concealed Series provides magnificent cooling comfort with maximum flexibility in limited room spaces or irregular room shapes. Desired comfort room temperature is achieved rapidly through excellent air distribution. Combining the powerful distribution and whisper quiet operation; peace, comfort and cooling are unified together to ensure a state of serenity.

Common Installation Places



➤ School Hall



➤ Office



➤ Restaurant



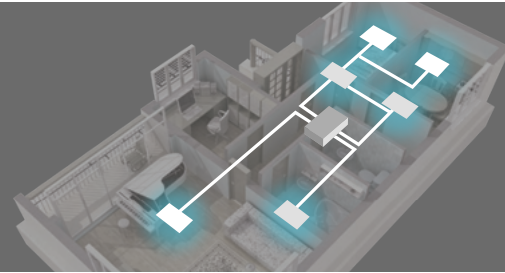
➤ Shop and café

What is EcoCool?

Acson EcoCool Series offers eco-friendly products which lead to a more sustainable future. Products labelled with EcoCool not only benefits us but the environment as well. At Acson Malaysia, we not only care about ourselves but also share it with all.

01 EXCELLENT AIR DISTRIBUTION

Cool air can be effectively distributed to every corner of the room through ducting and this ensures a more pleasant environment for comfort living. With only a single ceiling concealed unit, multiple rooms can be cooled together at the same time.




02 SPACE SAVING & FLEXIBILITY IN INSTALLATION

The low physical height designed unit allows application even in building with limited above-ceiling height. No more worries on the aesthetic of the room as the ceiling concealed unit is well hidden above the ceiling.




03 DOUBLE LAYER PROTECTION (DLP) DRAINAGE SYSTEM

By introducing "Built In" double drain pans solution (Primary and Secondary), water leaking will not be an issue anymore. The primary drain pan is specially designed with high thermal insulation material that can withstand high impact.



04 OPTIONAL PURCHASE SARANET FILTER

The anti fungus air filter can trap dust particles in the air, this provides a fresh and healthy environment. Our filter can be cleaned by simply washing it with water, allowing it to be used repeatedly without regular change.




05 FRESH AIR INTAKE

The Ceiling Concealed C Series is designed in such a way that fresh air intake is possible. Simple installation with an extra duct to have a fresher and healthier environment.



06 POWER FAILURE MEMORY SYSTEM

Automatically keeps last setting condition in the event of a sudden power failure with intelligent self-diagnosis system, errors will be detected and error messages are displayed on the appliance display.



✓ R410A The Refrigerant of Tomorrow

Unlike the other hydrofluorocarbon (HCFC) refrigerants, R410A is a near-azeotropic mixture of 50% R32 and 50% R125 which has zero Ozone Depletion Potential (ODP). In other words, R410A does not contribute to ozone depletion, thus help to preserve global climate changes.



✓ Outdoor Units

R410A



A5LC 15F



A5LC 20C/25C/30C




A5LC 35D/40D/50D/61D

* Gold fin is available upon request

✓ Optional Add Ons

Duct Accessories Kit

Acson offers a series of duct accessories kit for you to choose from.



Square Diffuser



Linear Diffuser



Return Plenum with Diffuser



Y-Joint

* Available for A5CC / A5CCY 10-25C only

Wired Controller SLM 9

The Ceiling Concealed C Series is supplied with SLM 9 micro computer thermostat as the standard controller. This wired controller with a LCD screen with every information of the unit easily visible. It is adapted to fan coil and electromechanical valve's control.

1 LCD Display

Every information on the unit vividly display in LCD screen.

2 MODE Button

Different Mode for different ambient - Cool, Dry, and Fan.

3 TEMPERATURE Button

Set the temperature according to your preferences.

4 DELAY TIMER Button

Delay the "OFF" timer function by maximum of 2 hour.

5 TIMER Button

Turn On or Off the unit automatically with its built in timer. Maximum of 2 On and 2 Off timers.



6 SLEEP Button

The sleep mode gradually increases the room temperature to ensure comfortable and mellow sleeping environment.

7 FAN Button

Control your air flow to Low, Medium, High or Auto to let your unit do the thinking.

8 ON/OFF Power Button

Turn On or Off the unit with its built in timer which repeats itself every 24 hours.

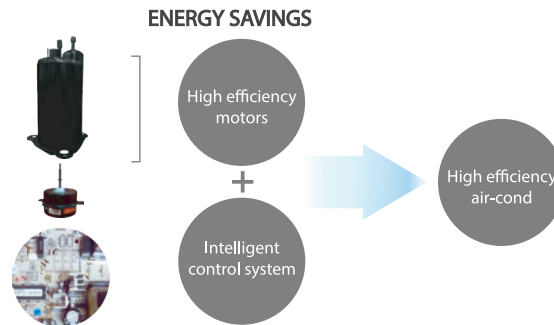
9 Real Time Clock (RTC)

Set the real time clock.

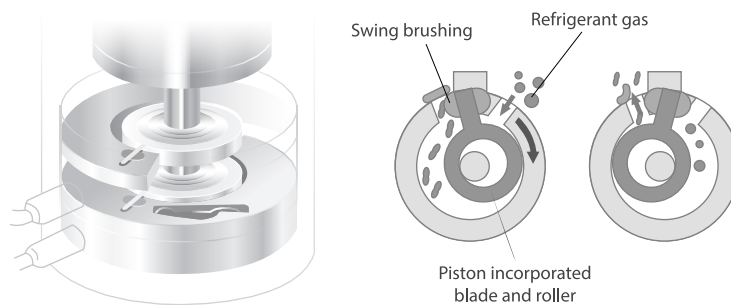
INVERTER Series

Power of Inverter

Unlike ordinary conventional air conditioners, Acson Inverter controls the compressor's speed accordingly to adjust the cooling capacity to match your requirement. It is done possible by utilising intelligent control coupled with high efficiency multi speed compressor.



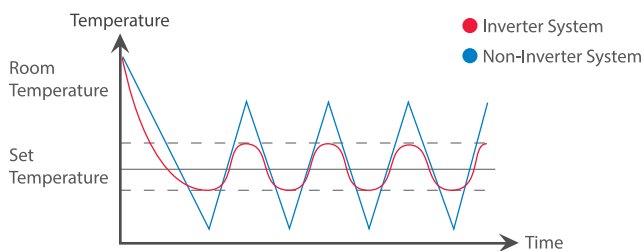
Acson R410A Inverter utilizes hermetic swing compressor. Its precise structure and mechanical movement help to reduce friction and vibration compared to conventional rotary compressor. This reduces refrigerant leakage and ensures maximum capacity is achieved.



Comfort Zone

Set temperature is pulled down faster and compressor speed is controlled at variable speed to maintain a more precise and constant temperature for a higher level of comfort.

PRECISE & STABLE TEMPERATURE CONTROL

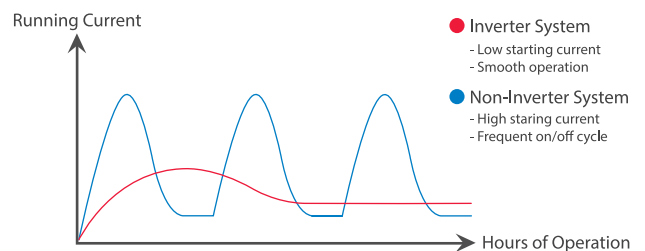


Inverter system control room temperature fluctuation within $\pm 0.5^{\circ}\text{C}$

Inverter	Non-Inverter
<ul style="list-style-type: none"> Compressor speed changes Compressor slows down when reached set temperature 	<ul style="list-style-type: none"> Compressor single speed Temperature falls / rises significantly

Energy Saving

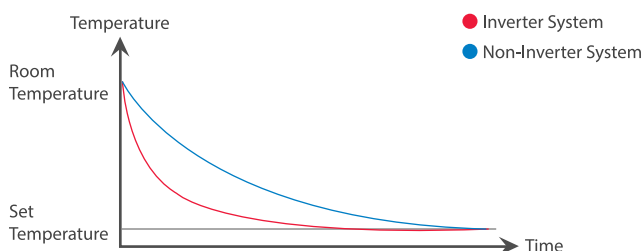
When the surrounding reaches the desired temperature, Acson R410A Inverter varies the compressor speed and maintain the temperature without cutting on and off the compressor. Soft start feature ensure a smooth ramp up profile without withdrawing high current.



Inverter	Non-Inverter
<ul style="list-style-type: none"> Gradual increase of compressor rotation 	<ul style="list-style-type: none"> High starting torque to start compressor from stationary position

Real Power Cooling

Powerful operation with shorter cooling time.



Inverter	Non-Inverter
<ul style="list-style-type: none"> Compressor speed changes Compressor slows down when reached set temperature 	<ul style="list-style-type: none"> Compressor single speed Temperature falls / rises significantly

A5CC C Series (High Static)

SPECIFICATIONS

Model		Indoor	A5CC 10C	A5CC 15C	A5CC 20C	A5CC 25C	A5CC 30C	A5CC 30C	A5CC 40C	A5CC 40C	A5CC 50C	A5CC 60C	
		Outdoor	A5LC 10F	A5LC 15F	A5LC 20C	A5LC 25C	A5LC 28C	A5LC 30C	A5LC 35D	A5LC 40D	A5LC 50D	A5LC 61D	
Nominal Cooling Capacity		BTU/h	9,000	12,000	18,000	21,000	28,000	30,000	36,000	42,000	47,000	55,000	
		W	2,630	3,510	5,270	6,150	7,620	8,790	10,550	12,310	13,770	16,120	
Nominal Total Input Power		W	970	1,430	1,835	2,080	2,892	3,150	4,150	4,500	5,100	5,758	
Nominal Running Current		A	4.35	6.41	8.12	9.24	12.80	14.4	18.2	7.06	8.66	9.40	
EER		BTU/h/W	9.28	8.39	9.81	10.10	8.99	9.52	8.67	9.33	9.22	9.55	
		W/W	2.72	2.46	2.87	2.96	2.63	2.79	2.54	2.74	2.70	2.80	
Refrigerant Charge		kg (lb)	0.67 (1.48)	0.95 (2.09)	1.00 (2.20)	1.75 (3.86)	1.80 (3.97)	2.00 (4.41)	1.90 (4.19)	2.70 (5.95)	2.50 (5.51)	2.80 (6.17)	
Power Source		V/Ph/Hz	220 - 240 / 1 / 50						380 - 415 / 3 ~ / 50				
Control		Operation		WIRED REMOTE CONTROL									
		Air Discharge		DUCTED									
Air Flow		High	I/s (CFM)	118 (250)	193 (410)	255 (540)	286 (607)	458 (970)	458 (970)	614 (1,300)	614 (1,300)	708 (1,500)	783 (1,660)
		Medium	I/s (CFM)	106 (225)	170 (360)	245 (520)	274 (581)	415 (880)	415 (880)	500 (1,060)	500 (1,060)	637 (1,350)	661 (1,400)
		Low	I/s (CFM)	94 (200)	156 (330)	222 (470)	242 (512)	354 (750)	354 (750)	411 (870)	411 (870)	590 (1,250)	595 (1,260)
Sound Pressure Level		dBA	33 / 30 / 26	37 / 34 / 29	39 / 38 / 37	41 / 40 / 39	47 / 45 / 42	47 / 45 / 42	50 / 47 / 43	50 / 47 / 43	51 / 48 / 46	52 / 50 / 47	
External Static Pressure		Pa (in.wg.)	30 / 25 / 18	30 / 23 / 19	40 / 37 / 30	50 / 46 / 35	100 / 82 / 60	100 / 82 / 60	100 / 67 / 45	100 / 67 / 45	100 / 81 / 70	100 / 72 / 58	
Unit Dimension		Height	mm (in)	261 (10.28)			378 (14.88)			1,299 (51.14)			1,499 (59.02)
		Width	mm (in)	765 (30.12)	905 (35.63)	1,065 (41.93)	1,200 (47.24)	929 (36.57)	929 (36.57)	1,045 (41.14)	1,045 (41.14)	1,299 (51.14)	1,499 (59.02)
		Depth	mm (in)	411 (16.18)						541 (21.30)			
Packing Dimension		Height	mm (in)	376 (14.80)		379 (14.92)	376 (14.80)		415 (16.34)				
		Width	mm (in)	951 (37.44)	1,091 (42.95)	1,251 (49.25)	1,386 (54.57)	1,126 (44.33)	1,126 (44.33)	1,245 (49.02)	1,245 (49.02)	1,497 (58.94)	1,701 (66.97)
		Depth	mm (in)	541 (21.30)						631 (24.84)			
Unit Weight		kg (lb)	18 (39.7)	22 (48.5)	24 (52.9)	26 (57.3)	42 (92.59)	42 (92.59)	44 (97.00)	44 (97.00)	50 (110.23)	56 (123.46)	
Condensate Drain Size		mm (in)	19.1 (3/4)										
Air Flow		I/s (CFM)	437 (927)	390 (827)	675 (1,430)	755 (1,600)	808 (1,712)	808 (1,712)	1,416 (3,000)	1,487 (3,150)	1,605 (3,400)	1,793 (3,800)	
Sound Pressure Level		dBA	46	48	52	52	54	56	58	60	63	65	
Unit Dimension		Height	mm (in)	550 (21.65)		651 (25.63)		753 (29.65)		852 (33.54)			
		Width	mm (in)	658 (25.91)			855 (33.66)		1,030 (40.55)				
		Depth	mm (in)	273 (10.75)		328 (12.91)		328 (12.91)		400 (15.75)			
Packing Dimension		Height	mm (in)	580 (22.83)		693 (27.28)		793 (31.22)		1,010 (39.76)			
		Width	mm (in)	775 (30.51)			990 (38.98)		990 (38.98)		1,180 (46.46)		
		Depth	mm (in)	355 (13.98)		415 (16.34)		415 (16.34)		514 (20.24)			
Unit Weight		kg (lb)	28 (61.7)	29 (63.9)	43 (94.8)	47 (103.61)	57 (125.66)	57 (125.66)	71 (156.53)	95 (209.44)	98 (216.05)	105 (231.49)	
Pipe Connection		Type		FLARE VALVE									
		Size	Gas	mm (in)	9.52 (3/8)	12.7 (1/2)		15.88 (5/8)		19.05 (3/4)			
			Liquid	mm (in)	6.35 (1/4)				9.52 (3/8)				
Refrigerant Type		R410A											

A5CC C Series (Low Static)

SPECIFICATIONS

Model		Indoor	A5CC 10C	A5CC 15C	A5CC 20C	A5CC 25C		
		Outdoor	A5LC 10F	A5LC 15F	A5LC 20C	A5LC 25C		
Nominal Cooling Capacity		BTU/h	9,000	12,000	18,000	21,000		
		W	2,630	3,510	5,270	6,150		
Nominal Total Input Power		W	977	1,420	1,799	2,042		
Nominal Running Current		A	4.38	6.35	7.93	9.03		
EER		BTU/h/W	9.21	8.45	10.01	10.28		
		W/W	2.70	2.48	2.93	3.01		
Refrigerant Charge		kg (lb)	0.75 (1.65)	0.875 (1.93)	1.00 (2.20)	1.75 (3.86)		
Power Source		V/Ph/Hz	220 - 240 / 1 / 50					
Control		Operation		WIRED REMOTE CONTROL				
		Air Discharge		DUCTED				
Air Flow		High	I/s (CFM)	118 (250)	194 (410)	255 (540)		
		Medium	I/s (CFM)	104 (220)	175 (370)	245 (520)		
		Low	I/s (CFM)	85 (180)	132 (280)	227 (480)		
Sound Pressure Level		dBA	32 / 29 / 26	36 / 33 / 27	38 / 37 / 35	40 / 39 / 38		
External Static Pressure		Pa (in.wg.)	10 / 8 / 5		20 / 19 / 16	20 / 18 / 15		
Unit Dimension		Height	mm (in)	261 (10.28)				
		Width	mm (in)	765 (30.12)	905 (35.63)	1,065 (41.93)	1,200 (47.24)	
		Depth	mm (in)	411 (16.18)				
Packing Dimension		Height	mm (in)	376 (14.80)		379 (14.92)	376 (14.80)	
		Width	mm (in)	951 (37.44)	1,091 (42.95)	1,251 (49.25)	1,386 (54.57)	
		Depth	mm (in)	541 (21.30)				
Unit Weight		kg (lb)	18 (39.7)	22 (48.5)	24 (52.9)	26 (57.3)		
Condensate Drain Size		mm (in)	19 (3/4)					
Air Flow		I/s (CFM)	438 (927)	390 (827)	675 (1,430)	755 (1,600)		
Sound Pressure Level		dBA	46	48	52	52		
Unit Dimension		Height	mm (in)	550 (21.65)		651 (25.63)		
		Width	mm (in)	658 (25.91)			855 (33.66)	
		Depth	mm (in)	273 (10.75)		328 (12.91)		
Packing Dimension		Height	mm (in)	580 (22.83)		693 (27.28)		
		Width	mm (in)	775 (30.51)		990 (38.98)		
		Depth	mm (in)	355 (13.98)		415 (16.34)		
Unit Weight		kg (lb)	28 (61.7)	29 (63.9)	43 (94.8)	47 (103.61)		
Pipe Connection		Type		FLARE VALVE				
		Size	Gas	mm (in)	9.52 (3/8)	12.7 (1/2)		
			Liquid	mm (in)	6.35 (1/4)		9.52 (3/8)	
Refrigerant Type		R410A						

A5CCY C & CR Series Inverter



SPECIFICATIONS

Model	Indoor		A5CCY 10C	A5CCY 15C	A5CCY 20C	A5CCY 25C	A5CCY 28CR	A5CCY 38CR	A5CCY 50CR	A5CCY 60CR						
	Outdoor		A5LCY 10D	A5LCY 15D	A5LCY 20C	A5LCY 25C	A5LCY 28CR	A5LCY 40FR	A5LCY 50FR	A5LCY 60FR						
Nominal Cooling Capacity	BTU/h		9,200 (4,100 - 10,500)	12,500 (4,600 - 14,000)	18,500 (5,800 - 21,000)	21,500 (5,800 - 22,500)	24,200 (6,142 - 26,956)	34,800 (21,496 - 50,158)	43,300 (22,520 - 51,640)	47,700 (36,510 - 55,810)						
	W		2,700 (1,200 - 3,080)	3,660 (1,350 - 4,100)	5,420 (1,700 - 6,150)	6,300 (1,700 - 6,590)	7,100 (1,800 - 7,900)	10,200 (6,300 - 14,700)	12,700 (6,600 - 15,135)	14,000 (10,700 - 16,357)						
Nominal Total Input Power	W		780	1,106	1,590	1,910	2,212	3,320	4,270	4,970						
Nominal Running Current	A		4.23	4.69	7.04	8.51	9.76	5.2	6.54	7.61						
EER	BTU/h/W		11.79	11.30	11.64	11.26	10.94	10.48	10.14	9.60						
	W/W		3.40	3.30	3.40	3.30	3.21	3.07	2.97	2.82						
Refrigerant Charge	kg (lb)		0.75 (1.65)	1.10 (2.43)	1.45 (3.20)	1.45 (3.20)	1.8 (3.97)	4.3 (9.48)								
Power Source	V/Ph/Hz		220 - 240 / 1 / 50					380 - 415 / 3 / 50								
Indoor Unit	Control	Operation		WIRED REMOTE CONTROL												
		Air Discharge		DUCTED												
	Air Flow	Super High	I/s (CFM)	-	-	-	-	401 (850)	604 (1,280)	675 (1,430)	812 (1,720)					
		High	I/s (CFM)	118 (250)	194 (410)	269 (570)	326 (690)	330 (700)	547 (1,160)	623 (1,320)	731 (1,550)					
		Medium	I/s (CFM)	111 (235)	175 (370)	255 (540)	302 (640)	278 (590)	496 (1,050)	580 (1,230)	632 (1,340)					
	Low	I/s (CFM)	99 (210)	118 (250)	212 (450)	245 (520)	226 (480)	434 (920)	533 (1,130)	552 (1,170)						
	Sound Pressure Level	dBA		35 / 32 / 26	37 / 34 / 29	38 / 36 / 34	40 / 39 / 36	44 / 41 / 38 / 34	55 / 51 / 48 / 45	53 / 52 / 50 / 47	55 / 53 / 50 / 47					
	External Static Pressure	Pa (in.wg.)		29 / 20 / 10			78 / 53 / 38 / 25	118 / 96 / 78 / 61	147 / 126 / 109 / 92	147 / 120 / 90 / 69						
	Unit Dimension	Height	mm (in)	261 (10.28)			285 (11.22)	305 (12.01)	378 (14.88)	378 (14.88)						
		Width	mm (in)	905 (35.63)		1,065 (41.93)	1,200 (47.24)	1,007 (39.65)	1,302 (51.26)	1,299 (51.14)	1,499 (59.02)					
		Depth	mm (in)	411 (16.18)			600 (23.62)	638 (25.12)	541 (21.30)	541 (21.30)						
	Packing Dimension	Height	mm (in)	376 (14.80)			343 (13.50)	355 (13.98)	415 (16.34)	415 (16.34)						
		Width	mm (in)	1,091 (42.95)		1,251 (49.25)	1,386 (54.57)	1,138 (44.80)	1,461 (57.52)	1,497 (58.94)	1,701 (66.97)					
		Depth	mm (in)	541 (21.30)			690 (27.17)	727 (28.62)	631 (24.84)	631 (24.84)						
	Unit Weight	kg (lb)		21 (46.30)		24 (52.91)	29 (63.93)	35 (77.16)	47 (103.62)	50 (110.23)	56 (123.46)					
Condensate Drain Size	mm (in)		19.1 (3/4)													
Outdoor Unit	Air Flow		I/s (CFM)		519 (1,100)		869 (1,842)		1,786 (3,034)		1,553 (3,290)		1,534 (3,250)		1,534 (3,250)	
	Sound Pressure Level		dBA		48		49		51		50		51			
	Unit Dimension	Height	mm (in)	550 (21.65)		753 (29.65)		753 (29.65)		1,374 (54.09)						
		Width	mm (in)	765 (30.12)		855 (33.66)		855 (33.66)		900 (35.43)						
		Depth	mm (in)	285 (11.22)		328 (12.91)		328 (12.91)		320 (12.60)						
	Packing Dimension	Height	mm (in)	610 (24.02)		793 (31.22)		793 (29.65)		1,529 (60.20)						
		Width	mm (in)	895 (35.24)		990 (38.98)		990 (38.98)		1,030 (40.55)						
		Depth	mm (in)	360 (14.17)		415 (16.34)		415 (16.34)		421 (16.57)						
	Unit Weight	kg (lb)		31 (68.34)		33 (72.75)		49 (108.03)		51 (112.44)		100 (220.46)				
	Pipe Connection	Size	Type	FLARE VALVE												
Gas			mm (in)	9.52 (3/8)			12.7 (1/2)			15.88 (5/8)						
Liquid			mm (in)	6.35 (1/4)					9.52 (3/8)							
Refrigerant Type	R410A															

- All specifications are subjected to change by the manufacturer without prior notice.
- Nominal Cooling Capacity is based in the conditions: Cooling 27°C DB / 19°C WB indoor and 35°C DB / 24°C WB outdoor
- Sound Pressure Level is according to JIS B 8619 standard. Position of the measurement point is 1.4m below the centre of the unit.
Tested with 2m length duct at the air discharge outlet and air return inlet.
- Units are tested & comply to international standards such as ISO 13253.



Double Skin A5CSC C Series



SPECIFICATIONS

Model	Indoor		A5CSC 10C	A5CSC 15C	A5CSC 20C	A5CSC 25C	A5CSC 30C	A5CSC 30C	A5CSC 40C	A5CSC 40C	A5CSC 50C	A5CSC 60C	
	Outdoor		A5LC 10F	A5LC 15F	A5LC 20C	A5LC 25C	A5LC 28C	A5LC 30C	A5LC 35D	A5LC 40D	A5LC 50D	A5LC 61D	
Nominal Cooling Capacity	BTU/h		9,000	12,000	18,000	21,000	28,000	30,000	36,000	42,000	55,000	56,000	
	W		2,630	3,510	5,270	6,150	8,210	8,790	10,550	12,310	16,120	16,420	
Nominal Total Input Power	W		970	1,430	1,835	2,080	3,150	3,150	4,500	4,500	5,100	5,758	
Nominal Running Current	A		4.35	6.41	8.12	9.24	14.4	14.4	18.2	18.2	8.66	9.4	
EER Refrigerant Charge	BTU/h/W		9.28	8.39	9.81	10.10	9.52	9.52	8.67	8.67	9.22	9.55	
	W/W		2.27	2.46	2.87	2.98	2.79	2.79	2.54	2.54	2.7	2.8	
	kg(lb)		0.67 (1.48)	0.95 (2.09)	1.00 (2.20)	1.75 (3.86)	1.80 (3.97)	2.00 (4.41)	1.90 (4.19)	2.70 (5.95)	2.50 (5.51)	2.80 (6.17)	
Power Source	V/Ph/Hz		220 - 240 / 1 / 50								360 - 415 / 3 / 50		
Indoor Unit	Control	Operation		WIRED REMOTE CONTROL									
		Air Discharge		DUCTED									
	Air Flow	High	l/s (CFM)	250	410	540	607	970	970	1300	1300	1500	1660
		Medium	l/s (CFM)	225	360	520	581	880	880	1060	1060	1350	1400
		Low	l/s (CFM)	200	330	470	512	750	750	870	870	1250	1260
	Sound Pressure Level	High	dBA	33	37	40	40	45	45	48	48	50	52
		Low	dBA	30	30	37	35	37	37	40	40	45	45
	External Static Pressure	Pa (in.wg)		30 / 25 / 18	30 / 23 / 19	40 / 37 / 30	50 / 46 / 35	100 / 82 / 60	100 / 82 / 60	100 / 67 / 45	100 / 67 / 45	100 / 81 / 70	100 / 72 / 58
	Unit Dimension	Height	mm (in)	330 (12.99)				480 (18.90)					
		Width	mm (in)	760 (29.92)	900 (35.43)	1060 (41.73)	1195 (47.05)	975 (38.39)	975 (38.39)	1090 (42.91)	1090 (42.91)	1345 (52.95)	1545 (60.83)
		Depth	mm (in)	510 (20.08)				620 (24.41)					
	Packing Dimension	Height	mm (in)	498 (19.61)				648 (25.51)					
		Width	mm (in)	860 (33.86)	1050 (41.34)	1210 (47.64)	1345 (52.95)	1125 (44.29)	1125 (44.29)	1241 (48.86)	1241 (48.86)	1495 (58.86)	1696 (66.77)
		Depth	mm (in)	510	674	674	674	784 (30.87)	784 (30.87)	784	784	784	784
	Unit Weight Condensate Drain Pipe	kg (lb)		25 (55.1)	29 (63.9)	32 (70.5)	35 (77.2)	52 (114.6)		54 (119.1)	54 (119.1)	62 (136.7)	69 (152.1)
mm (in)		34 (1 1/3)											
Air Flow	l/s / CFM		437 (927)	390 (827)	675 (1,430)	755 (1,600)	808 (1,712)	808 (1,712)	1,416 (3,000)	1,487 (3,150)	1,605 (3,400)	1,793 (3,800)	
Sound Pressure Level	dBA		46	48	52	52	54	56	58	60	63	65	
Unit Dimension	Height	mm (in)	550 (21.65)			651 (25.63)		753 (29.65)		852 (33.54)			
	Width	mm (in)	658 (25.91)			855 (33.66)		855 (33.66)		1,030 (40.55)			
	Depth	mm (in)	273 (10.75)			328 (12.91)		328 (12.91)		400 (15.75)			
Packing Dimension	Height	mm (in)	580 (22.83)			693 (27.28)		793 (31.22)		1,010 (39.76)			
	Width	mm (in)	775 (30.51)			990 (38.98)		990 (38.98)		1,180 (46.46)			
	Depth	mm (in)	355 (13.98)			415 (16.34)		415 (16.34)		514 (20.24)			
Unit Weight	kg (lb)		28 (61.7)	29 (63.9)	43 (94.8)	47 (103.61)	57 (125.66)		71 (156.53)	95 (209.44)	98 (216.05)	105 (231.49)	
Pipe Connection	Type		FLARE VALVE										
	Size	Liquid	mm (in)	6.35 / 1/4				9.52 / 3/8					
		Gas	mm (in)	9.52 / 3/8	12.7 / 1/2			15.88 / 5/8				19.05 / 3/4	
Refrigerant Type	R410A												

- All specifications are subjected to change by the manufacturer without prior notice.
- Nominal Cooling Capacity is based in the conditions: Cooling 27°C DB / 19°C WB indoor and 35°C DB / 24°C WB outdoor
- Units are tested & comply to international standards such as ISO 13253.

ACSON MALAYSIA SALES & SERVICE SDN.BHD.

a member of **DAIKIN** group


Business Registration NO.198401017130 (129688-D)

Lot 4, Lorong 19/1A, Seksyen 19, 46300 Petaling Jaya,
Selangor Darul Ehsan, MALAYSIA.
Tel : +603 7964 8200 Sales Fax : +603 7956 9909
Service Fax : +603 7956 9907 Acson Careline : 1300 22 3344

Penang : +604-5377 176 Pahang : +609 5178 696
Perak : +605-3129 828 Kelantan : +609-7733 688
Melaka : +606-2926 196 Sarawak : +6082-344 128
Johor : +607-3551 599 Sabah : +6088-420 205

www.acson.com.my

Authorized Dealer :



Products manufactured in an ISO certified facility.
This document contains the most current product information as of this printing.
For the most up-to-date product information, please logon to www.acson.com.my