

ROOFTOP SERIES

Complete Package

A5RT-C



ACSON
International
Air Conditioners

Rooftop Series



C SERIES

Model:
A5RT60C-A5RT300C

Cooling Capacity:
61,000BTU/h - 31,000BTU/h

Static Pressure:
0.4Wg - 1.0 Wg


Refrigerant:
R410A

Features of Rooftop Package


Air discharge and Air Return

A5RT-C Series is available in horizontal Air Discharge only, designed with air discharge on the top and return air on the bottom for easier duct design

Air Discharge



Air Return



Casing/Structure

The unit casing used in A5RT-C series is made of zinc coated galvanised steel sheets. It is further coated with an electrostatic powder coat, oven baked for a tough and lasting weather resistant finish. Zinc plated screws are used to further reduce the possibility of rusting.

Lightweight and Compact

The lightweight compact design of A5RT-C series allows the ease of transportation and installation.


Wide Operating Range

The A5RT-C Series are specially designed to deliver top performance in both standard and high ambient temperature conditions.

Independent Refrigerant Circuit

Each unit is designed with two independent refrigerant circuits, each controlled separately for maximum part of load efficiency and durability. This also allows the unit to run at part load when lower cooling capacity is required.

*Applicable for A5RT 120C and above



Convenient and Friendly Maintenance

The unit is designed with two separate service panels for easy electrical box servicing.

High Energy Efficiency

A5RT-C Series is designed with high efficiency scroll compressors, optimized heat exchangers and high-performing fans with the target of high EER.

Specifications

Rooftop Packaged Unit (A5RT-C)

Model			A5RT60C	A5RT 90C	A5RT 120C	A5RT 150C
Nominal Capacity	BTU/h		61,000	90,000	121,500	150,000
	kW		17.88	26.38	35.61	43.96
Nominal Total Input Power	W		4.52	7.2	9.45	12.00
Nominal Running Current	A		8.2	13.5	17	24.1
EER	BTU/h/W		13.51	12.5	12.86	12.5
	W/W		3.96	3.66	3.77	3.66
Power Source	V/Ph/Hz		380-415/3/50			
Control	Operation		WIRED (SEQ CONTROLLER)			
	Evaporator Fan Drive		BELT DRIVE			
	Air Discharge		HORIZONTAL & NOT CONVERTIBLE			
Air Flow	L/s/CFM		944/2,000	1,321/2,800	2,077/4,400	2,360/5,000
External Static Pressure (Factory Setting)	Pa/In.wg		"50-500 / 0.2-2.0 (100/0.4)"			"50-500 / 0.2-2.0 (150/0.6)"
Refrigerant Type/Control			TXV			
Sound Pressure Level	DBA		61	62	65	67
Unit Dimension	Height	mm/in	1,150/45.3	1,350/53.1	1,390/54.7	
	Width	mm/in	1,280/50.4	1,280/50.4	1,965/77.4	
	Depth	mm/in	1,520/59.8	1,520/59.8	1,630/64.2	
Packaging Dimension	Height	mm/in	1,270/50.0	1,410/55.5	1,440/56.7	
	Width	mm/in	1,320/52.0	1,320/52.0	2,020/79.5	
	Depth	mm/in	1,710/67.3	1,710/67.3	1,840/72.44	
Unit Weight	kg/lb		350/771.6	380/837.8	590/1,300	650/1,433
Refrigerant	Type		R410A			
	Charge	kg/lb	9.5/20.94	11.5/25.35	5.2x2/11.46x2	8.5x2/18.74x2

Model			A5RT 180C	A5RT 210C	A5RT 240C	A5RT 300C
Nominal Capacity	BTU/h		181,000	213,000	241,000	304,000
	kW		53.05	62.43	70.63	89.1
Nominal Total Input Power	W		14.72	16.9	19.29	24.52
Nominal Running Current	A		27.2	33.9	38.7	46
EER	BTU/h/W		12.30	12.60	12.50	12.40
	W/W		3.60	3.69	3.66	3.63
Power Source	V/Ph/Hz		380-415/3/50			
Control	Operation		WIRED (SEQ CONTROLLER)			
	Evaporator Fan Drive		BELT DRIVE			
	Air Discharge		HORIZONTAL & NOT CONVERTIBLE			
Air Flow	L/s/CFM		3,304/7,000	3,587/7,600	3,776/8,000	4,248/9,000
External Static Pressure (Factory Setting)	Pa/In.wg		"50-500 / 0.2-2.0 (150/0.6)"	"50-500 / 0.2-2.0 (200/0.8)"		"50-500 / 0.2-2.0 (250/1.0)"
Refrigerant Type/Control			TXV			
Sound Pressure Level	DBA		68	69	70	72
Unit Dimension	Height	mm/in	1,690/66.5	1650/65.0		1,950/76.8
	Width	mm/in	1,965/77.4	2,410/94.9		
	Depth	mm/in	1,905/75	2,030/79.9		
Packaging Dimension	Height	mm/in	1730	1,740/68.5		2,040/80.3
	Width	mm/in	2120	2,570/101.2		
	Depth	mm/in	2020	2,290/90.2		
Unit Weight	kg/lb		840/1,852	930/2,050	940/2,072	1090/2,403
Refrigerant	Type		R410A			
	Charge	kg/lb	8.5x2/18.74x2	12.0x2/26.46x2	10.8x2/23.81x2	14.0x2/30.86x2

*Remark: All previous testing condition applied and cooling capacity is based on nominal.
All Specifications Are Subjected To Change By The Manufacturer Without Prior Notice.



ACSON MALAYSIA SALES & SERVICE SDN.BHD.
a member of DAIKIN group

Business Registration NO.198401017130 (129688-D)

Lot 4, Lorong 19/1A, Seksyen 19, 46300 Petaling Jaya,
Selangor Darul Ehsan, MALAYSIA.

Tel : +603 7964 8200 Sales Fax : +603 7956 9909

Service Fax : +603 7956 9907 Acson Careline : 1300 22 3344

Penang	: +604-5377 176	Pahang	: +609-5178 696
Perak	: +605-3129 828	Kelantan	: +609-7405 233
Melaka	: +606-2926 196	Sarawak	: +6082-344 128
Johor	: +607-3551 599	Sabah	: +6088-420 205

www.acson.com.my

Authorized Dealer :

Products manufactured in an ISO certified facility.
This document contains the most current product information as of this printing.
For the most up-to-date product information, please logon to www.acson.com.my