

# ***AIR PURIFIER***

Nature Breeze For Your Home



## Simple and Elegant Panel Design

The air purifier panel is designed to embrace both minimalism and functionality.



### 1. Auto Mode (On/ Off)

Press the On/Off button, the unit will automatically enter the Auto Mode (all 4 fan speed LED light up). During Auto Mode, the unit determine the fan speed according to real time air quality.



### 2. Sleep Mode

When the unit is turned on, press this button to activate Sleep Mode. All the lights will be turned off except the Sleep Mode.



### 3. Plusma-Ion Mode

The Plusma-Ion light indicator will light up when this mode is activated. Negative ions are generated to reduce atmospheric pollutants and harmful particles in the air.



### 4. Filter Replacement Indicator (Filter Reset)

When the filter is exhausted, this button will blink as a reminder to replace the filter. You are encouraged to replace the filter on time to maximise the performance of air purifier.



## Indoor Air Quality Indicator

Air quality indicator of four colours display the corresponding colour according to surrounding air quality.



Excellent



Good



Medium



Bad

# AAP30B | Four Stages of Air Filtration


**AAF**  
INTERNATIONAL Filter Inside

**4 PLUSMA-ION**  
Deodorize! Sterilize! Purify!



## 1 Pre Filter

Remove large particles such as dust, human hair & pet fur.



## 2 HEPA Filter

Equipped with high grade HEPA filter which captures 99.98% of the fine particles as fine as 0.3 microns and removes allergens & bacteria in the air.



## 3 Activated Carbon

Absorb Volatile Organic Compounds (VOCs), remove odor & chemical substances in the air.



## 4 Plusma-Ion Technology

Negative ions generated from the unit help to reduce atmospheric pollutants and harmful particles, providing clean and fresh air in your space.

## Simple Filter Installation

The 3-in-1 HEPA composite filter is simple to install yet highly convenient for replacement.



1. Pull the rear panel handle to remove it.



2. Remove the plastic packaging from the filter.



3. Install the filter into the air purifier (with Pre-Filter facing outwards).



4. Fasten up the rear panel & connect to power supply.



## Black and Classy Panel Design

Futuristic touch panel design which fully utilising the functionality of the air purifier.



### 1. PM2.5 Value Display /Auto/Wi-Fi (On/Off)

Tap on On/Off Icon, the unit will be automatically enter the Auto Mode. The unit will adjust its fan speed according to the real time air quality. Long tap on On/Off icon to activate the Wi-Fi function. PM2.5 value, Wi-Fi and Child Lock status will be displayed for monitoring



### 2. Sleep Mode/Child Lock Function

Tap to turn on or off the sleep mode. All the indicator lights will be turned off except for sleep mode indicator. Long Press this function key to activate the child lock function for the piece of mind.



### 3. UV-C/Plusma Mode

Tap to activate both UV-C and Plusma mode at the same time. UV-C technology inactivates the airborne pathogens and microorganisms. Plusma Mode generates positive ions and negative ions to destroy harmful pollutants and toxic substances



### 4. Filter Replacement Indicator (Filter Reset)

When the filter is exhausted, the filter replacement indicator will blink as a reminder to replace the filter. You are encouraged to replace the filter on time to maximise the performance of the air purifier.



## PM 2.5 Value and Indoor Air Quality Indicator

Precise PM 2.5 value and the colour ring light indicator will be displayed on the panel instantly according to the surrounding air quality. For better convenience, you can also constantly monitor the indoor air quality with Easi Touch's app wherever you are.



Excellent



Good



Medium



Bad

# AAP30C | Five Stages of Air Filtration



## 1 Pre Filter

Remove large particles such as dust, human hair & pet fur.



## 2 HEPA Filter

Equipped with high grade HEPA filter which captures 99.98% of the fine particles as fine as 0.3 microns and removes allergens & bacteria in the air.



## 3 Activated Carbon

Absorb Volatile Organic Compounds (VOCs), remove odor & chemical substances in the air.



## 4 Plusma Technology

When Plusma is activated, massive amount of positive and negative ions are generated. PLUSMA will deodorize, sterilize and purify air to give a fresher, healthier and more refreshing environment for better health and sustainability lifestyle.

## 5 UV-C Technology

UV-C Rays helps disrupt the production cycle of microorganisms such as bacteria and virus by attacking their DNA, thereby inhibiting the spread of the diseases. It is proven can sterilize bacteria and virus such as Staphylococcus albus (up to 98%) and Influenza A Virus H1N1 (up to 99%) through certified testing centre.

## Simple Filter Installation

The 3-in-1 HEPA composite filter is simple to install yet highly convenient for replacement.



1. Pull the rear panel handle to remove it.



2. Remove the plastic packaging from the filter.



3. Install the filter into the air purifier (with Pre-Filter facing outwards).



4. Fasten up the rear panel & connect to power supply.

# Breathe smart by staying in touch with **EASI TOUCH APP**

## **1 Be Smart with Control**

Feel free to control your air purifier remotely at your fingertips anytime that you desire without making a move to the air purifier. Worry less with child lock safety to avoid unwanted setting change of the air purifier.

## **2 Feel Confident and Fresh with Surrounding Air**

Constantly track the indoor air quality over time so you can find out when is the right time to turn on/off the air purifier. Thereby, protect yourself from unwanted disease and feel fresh with the purified air all day long.

## **3 Filter Remaining**

The percentage of filter remaining can be easily tracked to remind you to replace the new filter ahead on time to maintain the best performance of air purifier.

## **4 Scheduling At Your Fingertips**

Breathe in clean and fresh air once you reach home by setting timer to turn on your air purifier automatically by the time you reach home and on standby mode once you're not around.



**WiFi Control with  
Easi Touch App**


















**Easi Touch**





# Technical Specification

Product		Air Purifier	
			
Model Name		AAP30B	AAP30C
Clean Air Delivery Rate (CADR)		350m3/h	
Recommended Room Size		Up to 42 m2	
Power Supply		220-240V/50Hz	
Rated Power		36W	38W
Noise Level dB(A)	Turbo	46	N/A
	High	44	49
	Medium	N/A	39.5
	Low	38	16
	Silent	30	N/A
Filter		3-in-1 Hepa Composite Filter	
Filter Lifespan		6 months	
Unit Dimension (HxWxD)		495 x 315 x 185 mm	495 x 350 x 220 mm
Packing Dimension (HxWxD)		596 x 416 x 286 mm	595 x 416 x 286 mm
Net Weight		6.0kg	
Gross Weight		7.5 kg	
Material		HIPS	

Product Interface			
Model		AAP30B	AAP30C
Features available on panel	 PM 2.5 value displayed		✓
	 Air Quality Ring Colour Indicator	✓	✓
	 Fan Speed Level	✓	✓
	 Sleep Mode	✓	✓
	 Child Lock		✓
	 UV-C Technology		✓
	 Ioniser	 Plusma-Ion <small>Deodorize! Sterilize! Purify!</small>	 Plusma <small>Deodorize! Sterilize! Purify!</small>
	 Replace Filter	✓	✓
	 Wi-Fi Control (Easi Touch App)		✓



**ACSON MALAYSIA SALES & SERVICE SDN.BHD.**  
*a member of DAIKIN group*

Business Registration NO.198401017130 (129688-D)

Lot 4, Lorong 19/1A, Seksyen 19, 46300 Petaling Jaya,  
Selangor Darul Ehsan, MALAYSIA.

Tel : +603 7964 8200 Sales Fax : +603 7956 9909

Service Fax : +603 7956 9907 Acson Careline : 1300 22 3344

Penang	: +604-5377 176	Pahang	: +609-5178 696
Perak	: +605-3129 828	Kelantan	: +609-7405 233
Melaka	: +606-2926 196	Sarawak	: +6082-344 128
Johor	: +607-3551 599	Sabah	: +6088-420 205

[www.acson.com.my](http://www.acson.com.my)

Authorized Dealer :

Products manufactured in an ISO certified facility.  
This document contains the most current product information as of this printing.  
For the most up-to-date product information, please logon to [www.acson.com.my](http://www.acson.com.my)